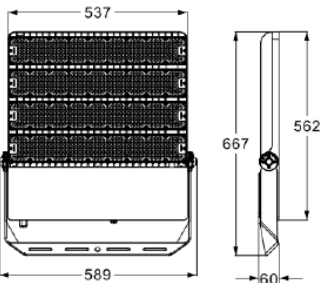
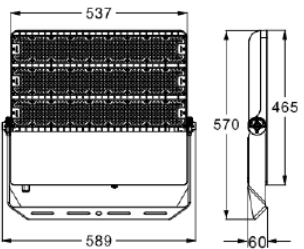
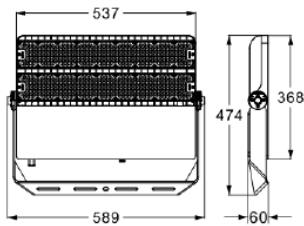


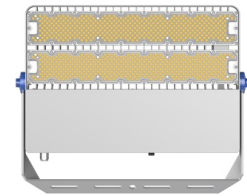


Butterfly **Axis Pro**

LED STADIUM LIGHTS





Butterfly Axis Pro ECO Stadium Light

Electrical Characteristics

Wattage	500W	750W	1000W
LED Driver	Sosen SS-240NL-E Series LED Driver Meanwell XLG 240 / Philips Xitanium Xi (Optional)		
LED Driver Type	Constant Current LED Driver		
Voltage Range	90-305V 50/60HZ		
Power Factor	>0.95 (nominal power)		
Surge Protection	SPD 10KV Dedicate & 4KV Drivers Built-in		

Light Technical Characteristics

Lumen Package	>75000 LM	>112,000 Lm	>150,000 LM
Lumen Efficacy	>150 lm/w		
Light source	TYF 3030 Lumileds 3030 2D (Optional)		
Light source efficiency	>180 Lm/w		
Color Rendering Index	70		
Beam Angle	Extra Narrow 15° / Narrow 30° / Medium 60° / Wide 90°		
Color Temperature	CW 5700K / NW 4000K / WW 3000K ±500K		
Lifetime	>50,000 hours (L70B50)		
Color Consistency	5 SDCM		

Environmental Characteristics

Installation	Typical Flood bracket mounting
Working temperature	-40 to +50°C ±10%
Relative humidity	> 95%RH

Mechanical Parameters

Housing material	High pressure die-cast aluminum (Rust Free)		
Gasket material	Heat resistant silicone rubber		
Lens / Reflector	Poly Carbonate		
Finishing	Corrosion resistant powder coating		
Dimensions (mm)	610*500*80	610*590*80	690*610*80
Weight Approx.	8.5kg	9.8kg	11.1kg
Certifications	CE, ROHS, FCC		
Classifications	IP66		
Front Cover Strength	IK08		

Applications General Outdoor Lighting, Sports Lighting, Stadium Lighting, Security Lighting etc.

